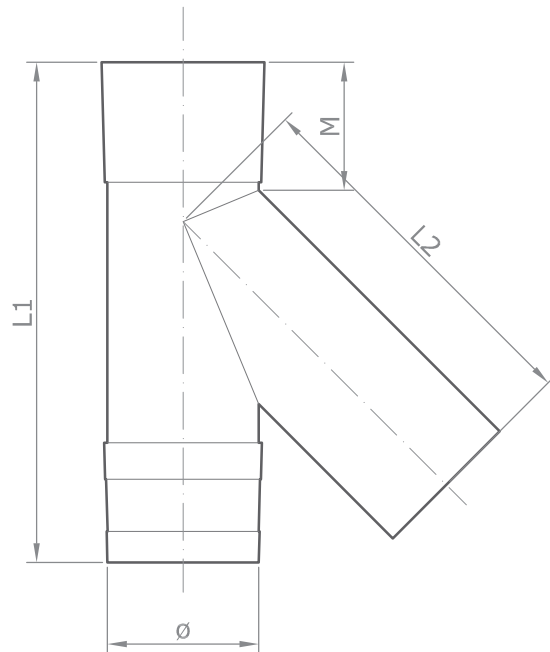


Abzweiger 45° 1.0

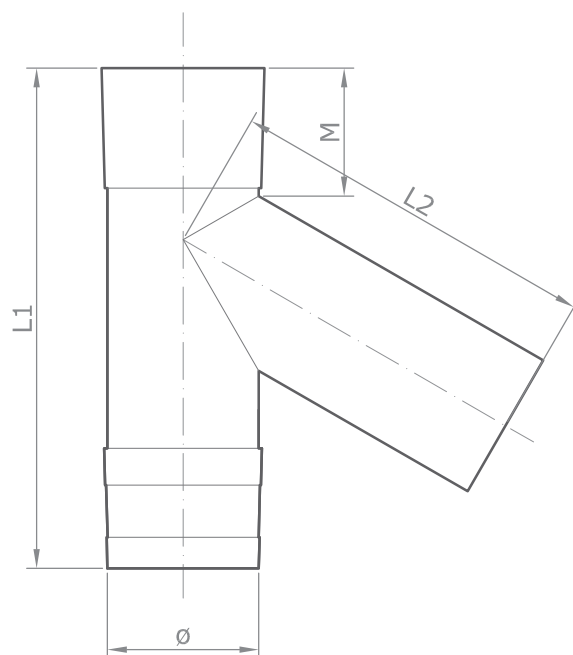
Code 514



Ø	L1	L2	M
103	385	310	110
128	430	285	110
153	465	370	110
178	485	335	110
203	513	370	110
253	659	540	111
303	695	520	126

Abzweiger 60° 1.0

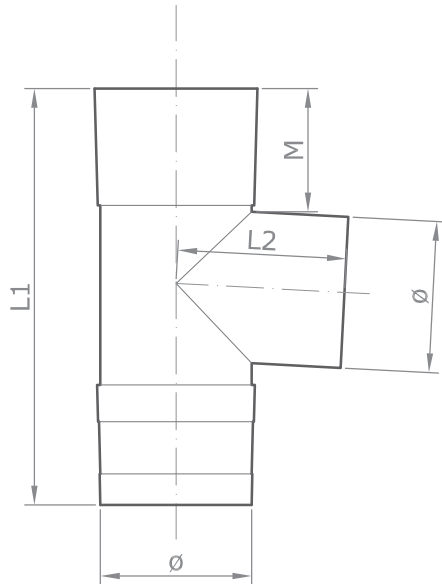
Code 515



Ø	L1	L2	M
103	359	215	110
128	395	311	111
153	418	300	110
178	435	280	110
203	461	300	110
253	538	390	112
303	618	420	120

Abzweiger 87° 1.0

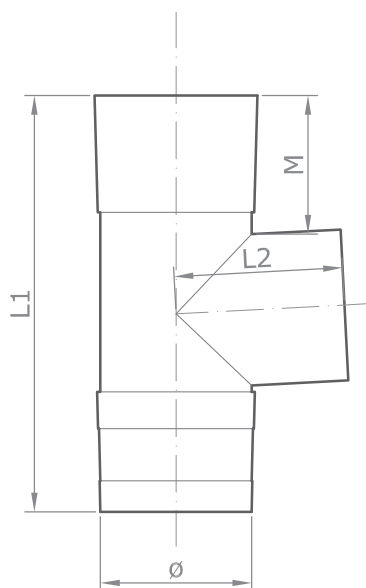
Code 516



Ø	L1	L2	M
103	333	125	106
128	358	145	106
153	380	160	106
178	408	173	106
203	445	225	118
253	495	252	118
303	545	277	118

Abzweiger 93° 1.0

Code 517



Ø	L1	L2	M
103	333	125	123
128	358	145	123
153	380	160	120
178	408	173	122
203	445	225	122
253	495	252	121
303	545	277	121